


GOD PÅSKE




GLOSTRUP BIBLIOTEK





GOD PÅSKE



GLOSTRUP BIBLIOTEK




GLAD
PÅSKE



TEGN DIT EGET PÅSKEÆG!




BRUG FARVER, LINJER, CIRKLER OSV, TIL AT
TEGNE DIT EGET FINE PÅSKEÆG.




DETTE ER _____ 'S PÅSKEÆG.

GOD PÅSKE



GLOSTRUP BIBLIOTEK

FARVLÆG PÅSKEÆGGET EFTER TAL



VÆLG FIRE FORSKELLIGE FARVER OG GIV DEM ET TAL. FARVELÆG ÆGGET EFTER TALLENE OG DEN DERTILHØRENDE FARVE.



1



3



2












4

GOD PÅSKE



FARVELÆG



Farvelæg påskeæg






Hvilken skygge passer til hvad?




PÅSKEÆG OG MØNSTRE

Tegn en linje mellem de mønstre der passer

sammen.



GOD PÅSKE




GLOSTRUP BIBLIOTEK

GOD PÅSKE



GLOSTRUP BIBLIOTEK

GOD PÅSKE






GLOSTRUP BIBLIOTEK

GOD PÅSKE




GLOSTRUP BIBLIOTEK

GOD PÅSKE




GLOSTRUP BIBLIOTEK

GOD PÅSKE



GLOSTRUP BIBLIOTEK

GOD PÅSKE




GLOSTRUP BIBLIOTEK

GOD PÅSKE



GLOSTRUP BIBLIOTEK

GOD PÅSKE



GLOSTRUP BIBLIOTEK

GOD PÅSKE



GLOSTRUP BIBLIOTEK